



**Welland Park  
Academy**

Learning For Life

# Welcome to GCSE

Year 11 2024

## Aims of this evening:

- Mock exams, exams
- Maths and English
- Target grades and reports explained
- Opportunity for the summer
- Support: academic and wellbeing
- Navigating Post 16 options
- Online resource for families
- Questions
- Revision support books available for collection

# Slides, Electronic copy of the booklet & so much more available here.....



# We asked previous Year 11....

## If you had 1 piece of advice for year 11's what would it be?

- Be more motivated
- Enjoy your last year
- Pay more attention in Citizenship!
- Year 11 is full of so many things, take the opportunities
- Use your form tutor more to talk about your progress
- Don't let anything stop you!
- Get into a routine for revision
- Be comfortable with yourself
- Keep your head down and get on with it – I wish I had listened more

# We also asked the parents of previous Year 11 for their point of view....

- I found reports really helpful
- I made sure xxx had a safe space to study with all the equipment they needed
- WPA is a family
- I always felt able to ask questions
- Revision support was excellent
- I always let xxxx know that there is nothing that can't be sorted and school will help
- Emails about what was coming up were really helpful
- The staff are talented, committed, caring and enthusiastic
- I really valued effort scores on reports
- Pastoral support was excellent
- I helped create a revision timetable but then I also checked they stuck to it!
- It felt like a genuine partnership

# Key dates

Date* <small>Dates may be subject to change</small>	Event
Monday 16 <sup>th</sup> September	Boost sessions begin (after school and lunch times) Students will be issued with a Personalised and General Timetable on 13 <sup>th</sup> September
Week commencing 30 <sup>th</sup> October	Commitment reports home to families. Accessible via Edulink
Wednesday 16 <sup>th</sup> October	Year 11 Parent's Evening – in person. Book via Edulink
Monday 11 <sup>th</sup> November	2-week mock exams – all subjects
Tuesday 26 <sup>th</sup> November	Interview Day 1
Week commencing 16 <sup>th</sup> December	Progress reports to families. Accessible via Edulink
Tuesday 3 <sup>rd</sup> December	Interview Day 2
Thursday 16 <sup>th</sup> January	Year 11 Parent's Evening – virtual. Book via Edulink
Monday 3 <sup>rd</sup> March	2-week mock exam week – all subjects
Week commencing 7 <sup>th</sup> April	Progress reports and mock results available to families on Edulink
12 <sup>th</sup> May	GCSE exam period begins
<b>25<sup>th</sup> June</b>	<b>Students must remain available until this date</b> – this is JCQs last contingency date put in place in case of national or significant local disruption to exams.
26 <sup>th</sup> June	Presentation Evening – invitation only
27 <sup>th</sup> June	Prom





# Mock exams

Date	Start	Subject	Duration
Monday 11th November	9.00am	English Literature Paper 2	02:15
	1.30pm	Statistics	01:30
Tuesday 12th November	9.00am	History	02:00
	1.30pm	Maths Paper 1 (non-calc)	01:30
Wednesday 13th November	9.00am	Geography	01:30
	1.30pm	Biology: Triple & Combined	01:45 / 01:15
Thursday 14th November	9.00am	Maths Paper 2 (calc)	01:30
	1.30pm	French/German/Spanish: Reading (Higher / Foundation)	01:00 / 00:45
		French/German/Spanish: Writing (Higher / Foundation)	01:15 / 01:00
Friday 15th November	9.00am	Chemistry: Triple & Combined	01:45 / 01:15
		Design & Technology	02:00
	1.30pm	Food Preparation & Nutrition	01:45
		Media Studies	01:30
		Religious Studies	01:45
		Music: Listening	01:30
Monday 18th November	9.00am	English Language Paper 2	01:45
	1.30pm	Drama	01:30
		Physical Education	01:00
		Health & Social Care	01:15
		Creative iMedia	01:30
Tuesday 19th November	9.00am	Maths Paper 3 (calc)	01:30
	1.30pm	Computer Science	02:00
Wednesday 20th November	9.00am	Business	01:30
	1.30pm	Physics: Triple & Combined	01:45 / 01:15

# Mock exams



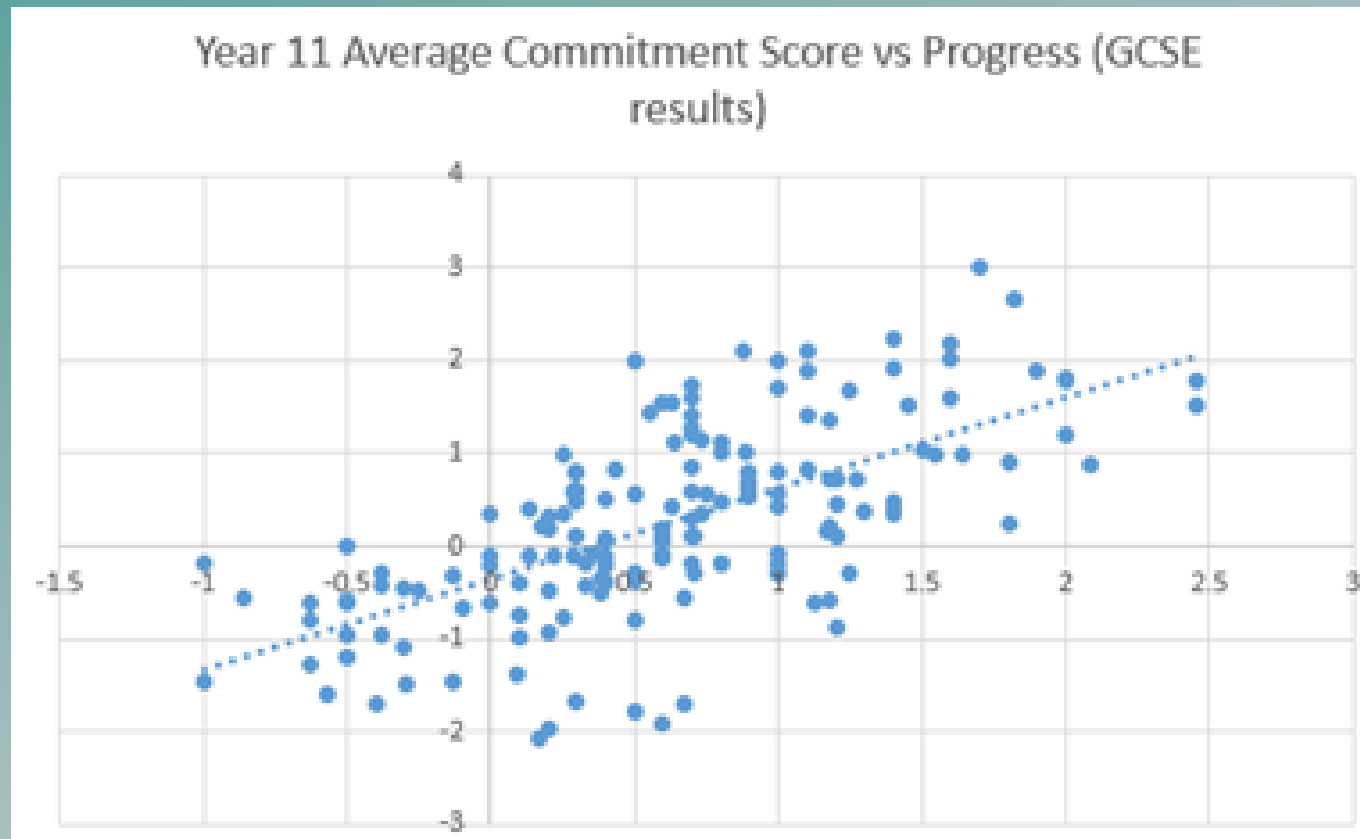
[DOWNLOAD](#) [EXAM TIMETABLE](#) [EXAM ENTRIES](#) [EXAM RESULTS](#)

1 days, 0 hours and 1 minutes until the start of CHEM4 GCE Chemistry Unit 4 exam

Date & Start Time	Board & Level	Code & Exam	Room	Seat	Duration
14 Jun 2016 1:00 PM	AQA GCE/B	CHEM4 GCE Chemistry Unit 4	Hall	H2	1hr 45m
14 Jun 2016 2:00 PM	AQA GCE/A	CHEM4 GCE Chemistry Unit 4	Hall	H2	1hr 45m
16 Jun 2016 1:00 PM	OCR GCE/B	F214 Biology	Gymnasium	E8	1hr 15m
20 Jun 2016 9:00 AM	AQA GCE/B	PHYA4 GCE Physics A Unit 4 (GCE Physics A Unit 4 Written and OT)	Gymnasium	E2	1hr 45m
22 Jun 2016 9:00 AM	AQA GCE/B	CHEM5 GCE Chemistry Unit 5	Gymnasium	G3	1hr 45m
23 Jun 2016 9:00 AM	OCR GCE/B	F215 Biology	Gymnasium	E6	2hr 00m



# Why is commitment to learning important?



# Reports explained

- Report 1: Commitment to Learning only
- Report 2: Standard progress report
- Report 3: Standard progress report
- Report 4: Standard progress report

Subject	Commitment to Learning Score
English Language	+1
English Literature	+1
Maths	+1
Combined Science	+1
German	0
HSC	+1
History	0
Statistics	+1
<b>Average Commitment Score</b>	0.75
<b>Quintile</b>	3

## Commitment to Learning criteria

+3	An enthusiastic, determined, and resilient learner. Completes extension tasks and additional work.
+2	Shows determination and resilience. Completes all independent learning thoroughly.
+1	Expectations for learning are exceeded. Shows independence in learning.
0	Minimum expectations met. Completes tasks adequately and meets independent learning deadlines.
-1	Often not working at potential. Inadequate effort in class or independent work limits progress.
-2	Low motivation or poor focus. Insufficient effort. Can be disruptive.
-3	Frequently disruptive or unfocused. Working far below potential. Lacks motivation and resilience.

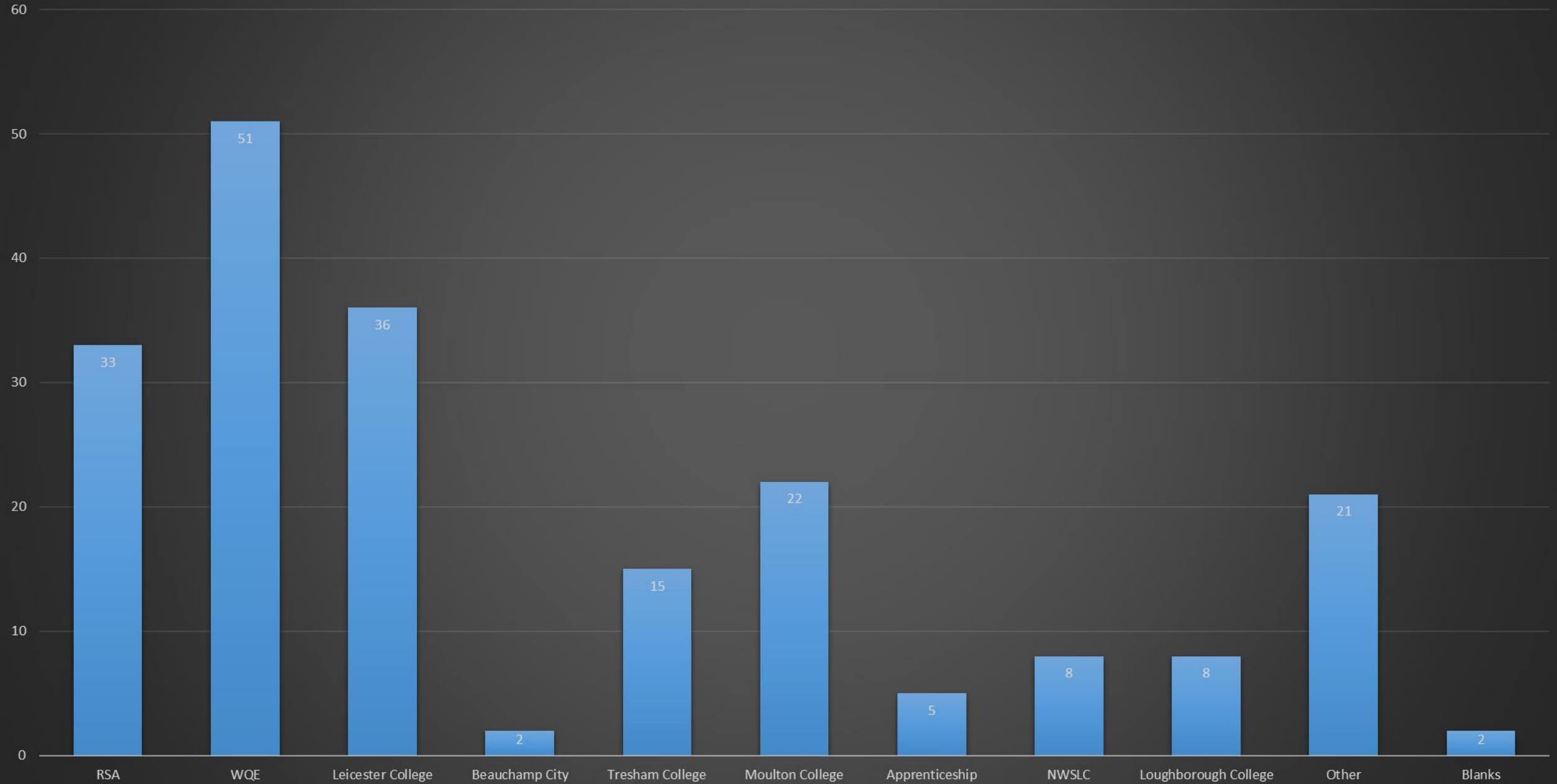
Quintile:	What does this mean?
1	Highest 20% of the year group for commitment
2	Highest 40% of the year group for commitment
3	Broadly in line with the average for the year group for commitment
4	Lowest 40% of the year group for commitment
5	Lowest 20% of the year group for commitment



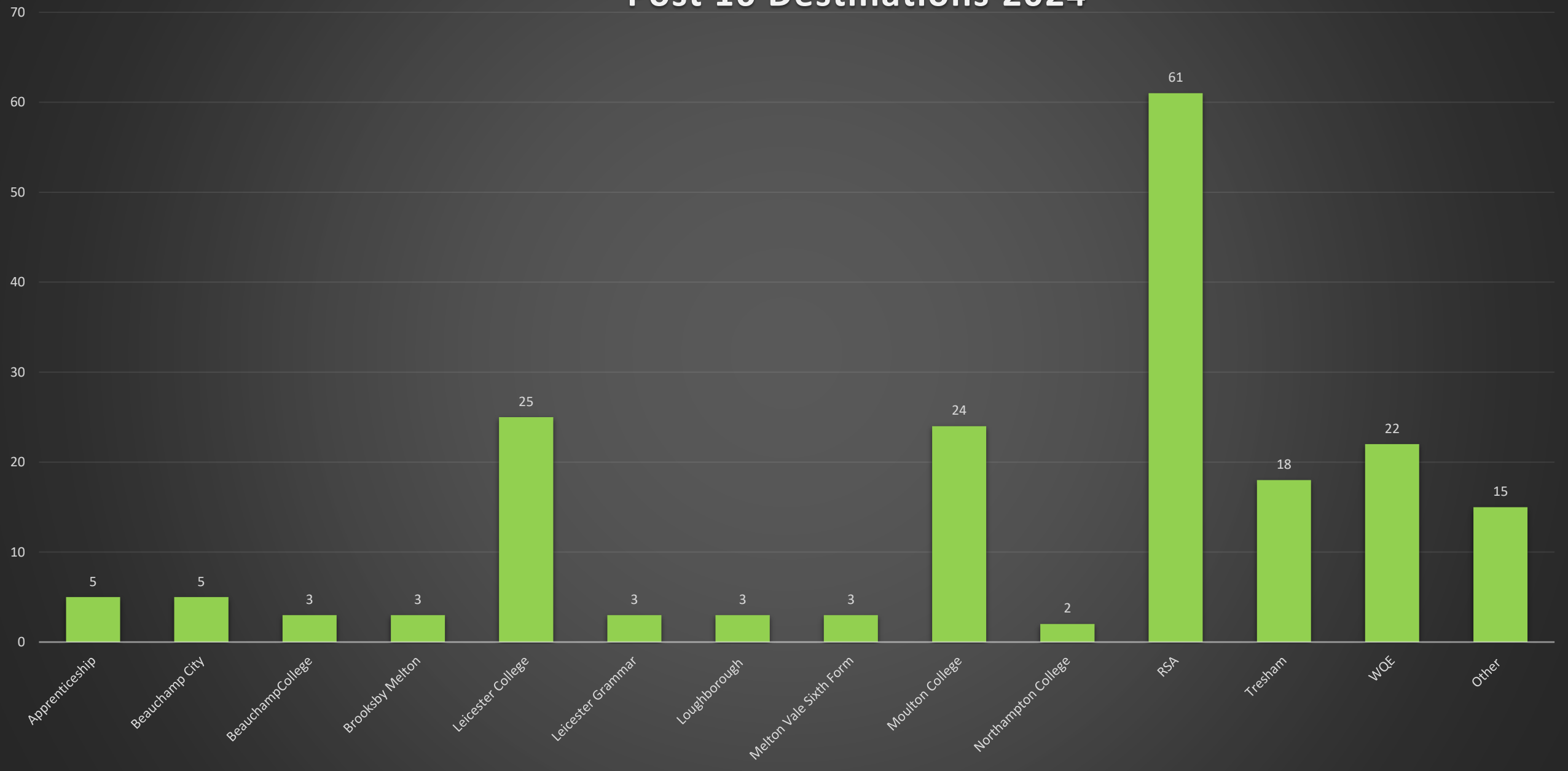
# Reports explained

Achievement Points: 126					Behaviour Points: 27		Attendance: 99.6	
Subjects	Y11 Target Grade	MEG	Forecast Grade	Attainment	Commitment	What Went Well	Even Better If	Homework
English Language Mr T Mummery	6-	5	5+	3	Expectations for learning are exceeded. Shows independence in learning	Has shown enthusiasm and curiosity when engaging with reading texts	Use your initiative to look for deeper meanings and alternative interpretations of the texts studied	Homework is completed to a good standard and usually submitted on time

# Post 16 Destinations 2023

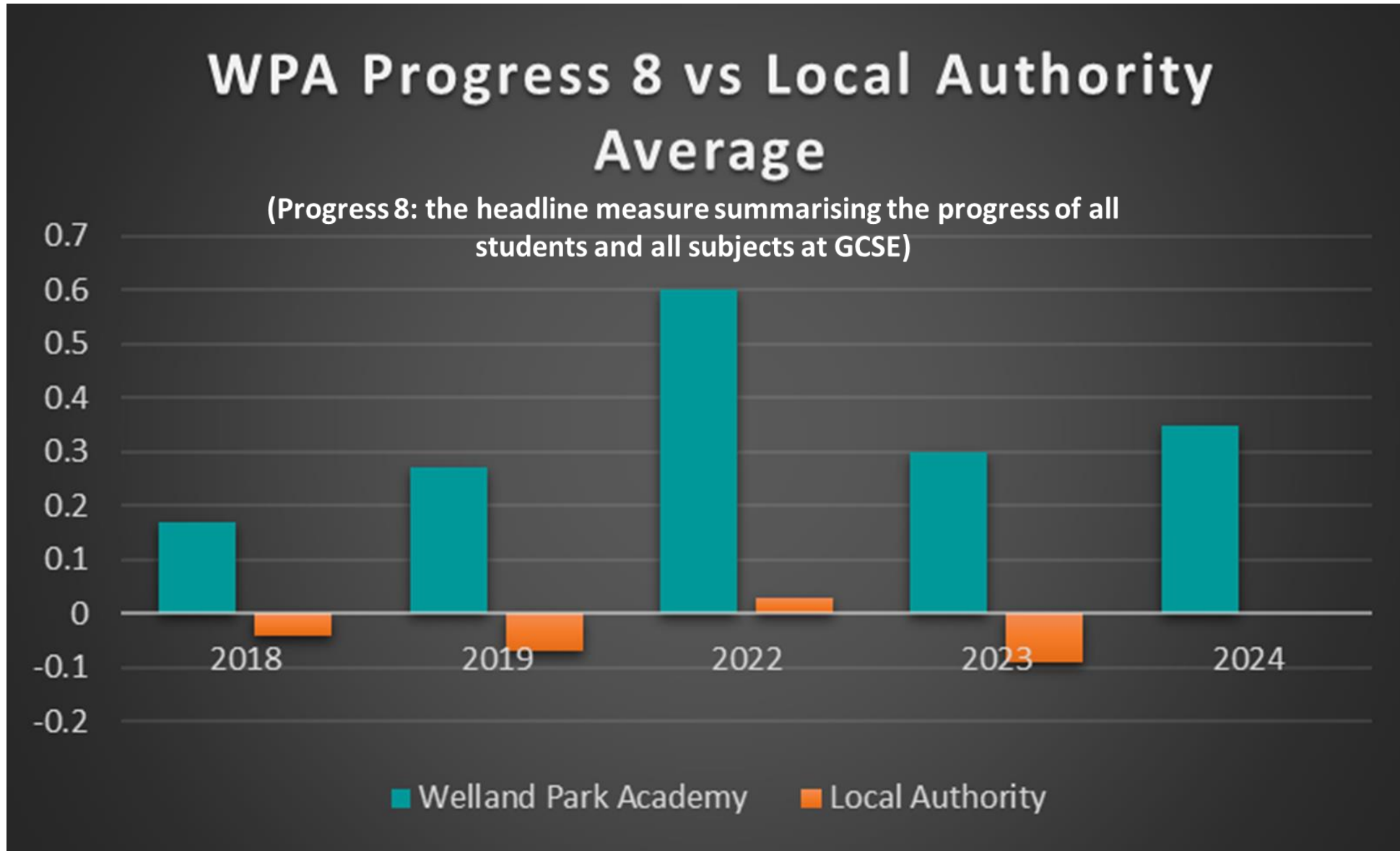


# Post 16 Destinations 2024



# Progress 8 GCSE Examination performance

(data source: DfE)





# Maths





# Maths – Where to identify the gaps...

- Year 10 Mock Exams – Pink assessment review sheets
- Year 11 Mock Exams when completed!
- Mark maximisers
- **MathsWatch and Mathsgenie**
  - Topic Revision
  - Exam Papers
  - Prioritise home revision
- **Revision Guides and Exam Papers**

## Find a Clip

**Qualification**  

**Tier**

**Grade**

**Topic**

**Search**

## Choose Clip (255)

Clip	Title
1	Place Value
2	Ordering Integers
3	Ordering Decimals
4	Reading Scales
5	Simple Mathematical Notation



# Maths – How to fill in the gaps.

Maths Surgery

Maths Genie website

*Maths Genie* GCSE Revision GCSE Papers ▼ A Level Revision ▼ A Level Papers KS2 Revision Resources

### Grade 4

Videos	Exam Questions	Exam Questions Booklet	Solutions
<a href="#">Compound Interest and Depreciation</a>	<a href="#">Exam Questions</a>	<a href="#">Compound Interest and Depreciation</a>	<a href="#">Solutions</a>
<a href="#">Indices</a>	<a href="#">Exam Questions</a>	<a href="#">Indices</a>	<a href="#">Solutions</a>
<a href="#">Prime Factors, HCF and LCM</a>	<a href="#">Exam Questions</a>	<a href="#">HCF, LCM</a>	<a href="#">Solutions</a>
<a href="#">Real Life and Distance Time Graphs</a>		<a href="#">Real Life Graphs</a>	<a href="#">Solutions</a>
<a href="#">Inequalities</a>	<a href="#">Exam Questions</a>	<a href="#">Inequalities</a>	<a href="#">Solutions</a>
<a href="#">Forming and Solving Equations</a>	<a href="#">Exam Questions</a>	<a href="#">Forming and Solving Equations</a>	<a href="#">Solutions</a>
<a href="#">Sequences (Nth Term)</a>	<a href="#">Exam Questions</a>	<a href="#">Sequences (nth term)</a>	<a href="#">Solutions</a>
<a href="#">Expanding and Factorising</a>	<a href="#">Exam Questions</a>	<a href="#">Expand and Factorise</a>	<a href="#">Solutions</a>
<a href="#">Pythagoras</a>	<a href="#">Exam Questions</a>	<a href="#">Pythagoras</a>	<a href="#">Solutions</a>
<a href="#">Angles in Parallel Lines</a>	<a href="#">Exam Questions</a>	<a href="#">Angles in Parallel Lines</a>	<a href="#">Solutions</a>
<a href="#">Angles in Polygons</a>	<a href="#">Exam Questions</a>	<a href="#">Angles in Polygons</a>	<a href="#">Solutions</a>
<a href="#">Surface Area</a>	<a href="#">Exam Questions</a>	<a href="#">Surface Area</a>	<a href="#">Solutions</a>
<a href="#">Volume of a Prism</a>	<a href="#">Exam Questions</a>	<a href="#">Volume of Prisms</a>	<a href="#">Solutions</a>
<a href="#">Cylinders</a>	<a href="#">Exam Questions</a>	<a href="#">Volume and Surface Area of Cylinders</a>	<a href="#">Solutions</a>





# Maths – Taking Responsibility!

Pen (and spares)

Green pen

Pencil

Ruler

Scientific Calculator (Preferably the Casio fx-83 or 85)

Compass

Protractor

Rubber and Sharpener!





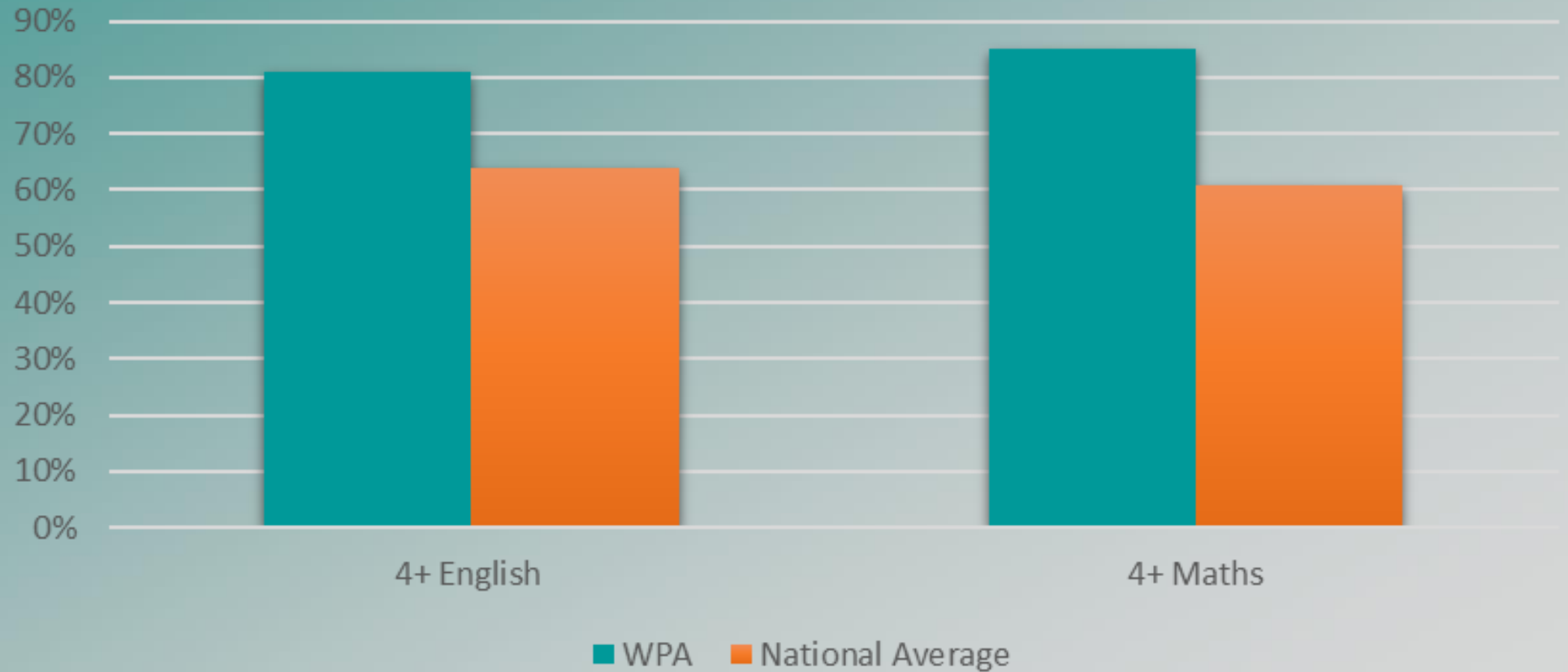
# The right tier of entry

## Foundation V Higher?





## WPA GCSE English and Maths 4+ vs National Average



# Post 16



**POST 16 OPEN EVENTS 2024**  **Welland Park Academy**  
Learning For Life

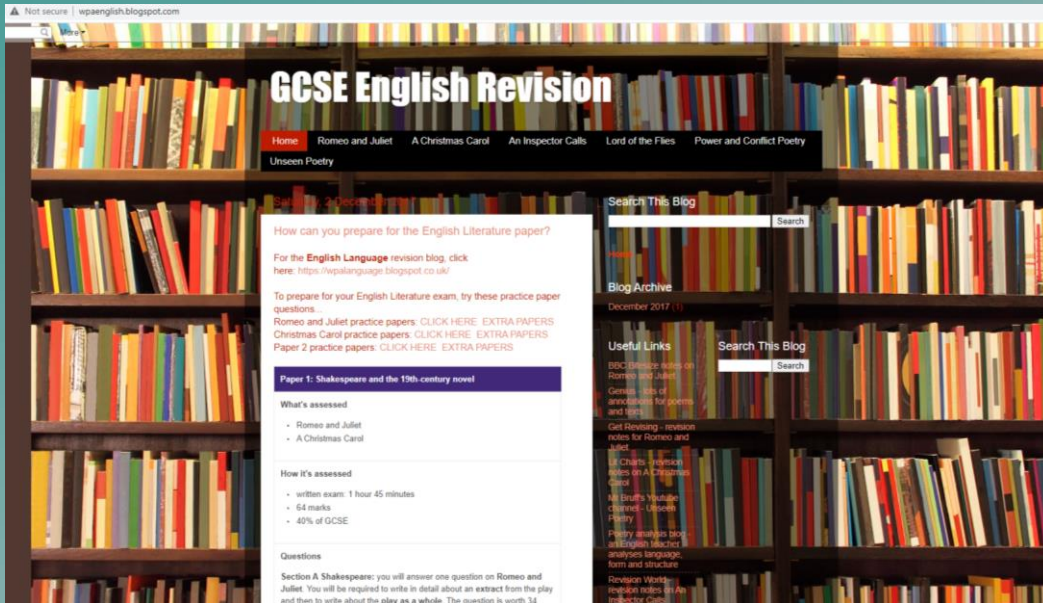
Sat 9th Nov 9am-3pm	Beauchamp College
Sat 2nd Nov 10am-2pm	Beauchamp City
Tues 19th Nov	Bishop Stopford
Sat 12th Oct & Sat 16th Nov Tues 12th Nov	Brooksby Melton Brooksby (Land & Animal) Melton (Perf Arts)
Tues 29th Oct 5-7.30pm Sat 16th Nov 10-1pm	Leicester College
Sat 12th Oct & Sat 16th Nov 9-1pm	Moulton College
Weds 16th Oct 4-7pm Sat 30th Nov 9.30-12pm	NWSLC
Weds 13th Nov 6-8pm	Robert Smyth Academy
Thurs 17th Oct Thurs 24th Oct 5-8pm	Tresham (Bedford College Gp) Corby Kettering
Sat 2nd Nov 9am-3pm	WQE

**Respect Persevere Achieve**

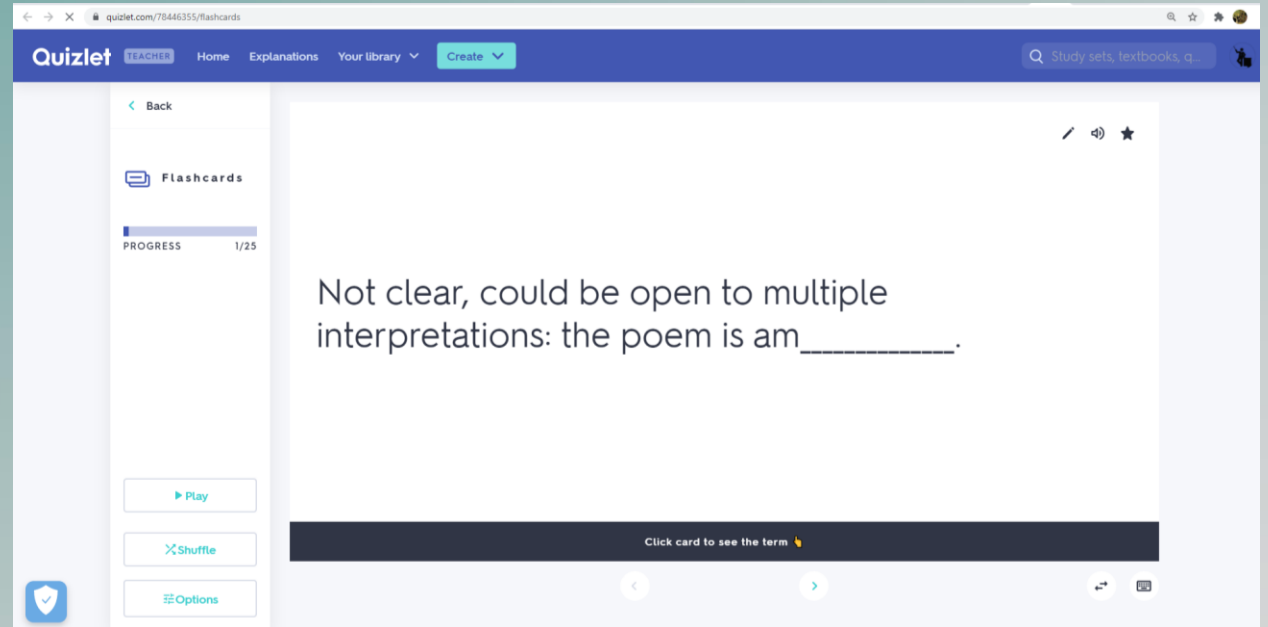
In school support:

- PS16 login support – 2 lessons
- Personal statement support – form tutors
- Mock interviews – November / December
- Internal deadline 31st December
- Applications to at least 2 providers

# English Online resources



The screenshot shows the homepage of the 'wpaenglish.blogspot.com' website. The background is a bookshelf filled with books. The main heading is 'GCSE English Revision'. Below this, there are navigation links for 'Home', 'Romeo and Juliet', 'A Christmas Carol', 'An Inspector Calls', 'Lord of the Flies', 'Power and Conflict Poetry', and 'Unseen Poetry'. A search bar is located in the top right. The main content area features a post titled 'How can you prepare for the English Literature paper?' with a sub-heading 'Paper 1: Shakespeare and the 19th century novel'. The post includes sections for 'What's assessed' (listing 'Romeo and Juliet' and 'A Christmas Carol'), 'How it's assessed' (listing 'written exam: 1 hour 45 minutes', '64 marks', and '40% of GCSE'), and 'Questions' (listing 'Section A Shakespeare: you will answer one question on Romeo and Juliet. You will be required to write in detail about an extract from the play and then to write about the play as a whole. The question is worth 34 marks').

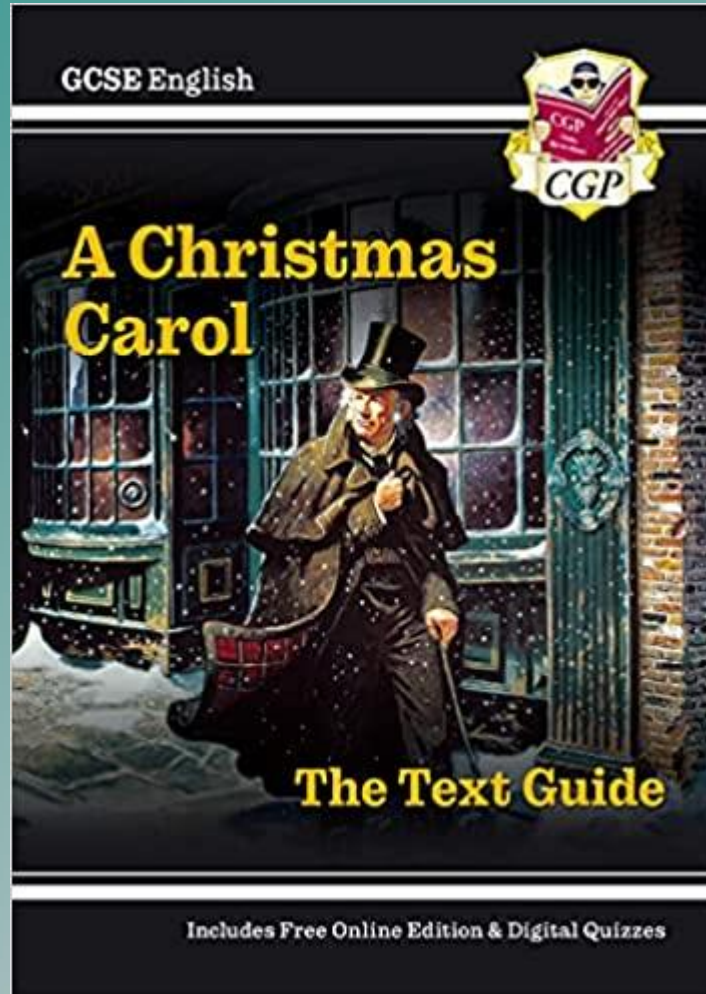


The screenshot shows a Quizlet flashcard interface. The top navigation bar includes 'Quizlet', 'TEACHER', 'Home', 'Explanations', 'Your library', and 'Create'. A search bar contains the text 'Study sets, textbooks, q...'. The main content area displays a flashcard with the text: 'Not clear, could be open to multiple interpretations: the poem is am\_\_\_\_\_.' Below the flashcard, there are buttons for 'Play', 'Shuffle', and 'Options'. A progress indicator shows 'PROGRESS 1/25'. At the bottom, there is a prompt 'Click card to see the term'.

<http://wpaenglish.blogspot.com/>

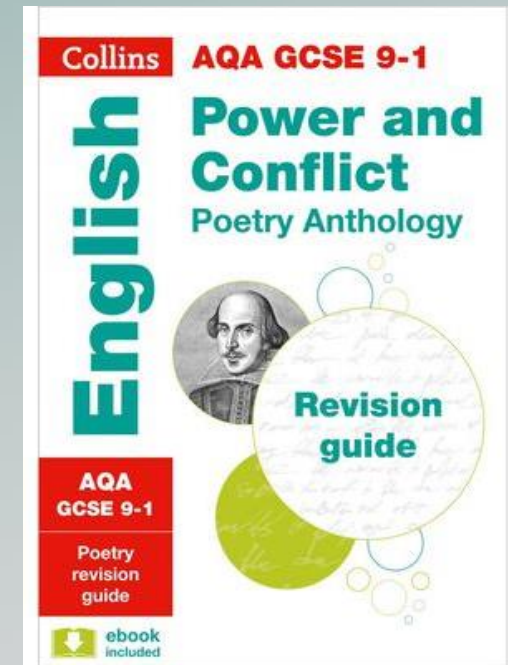
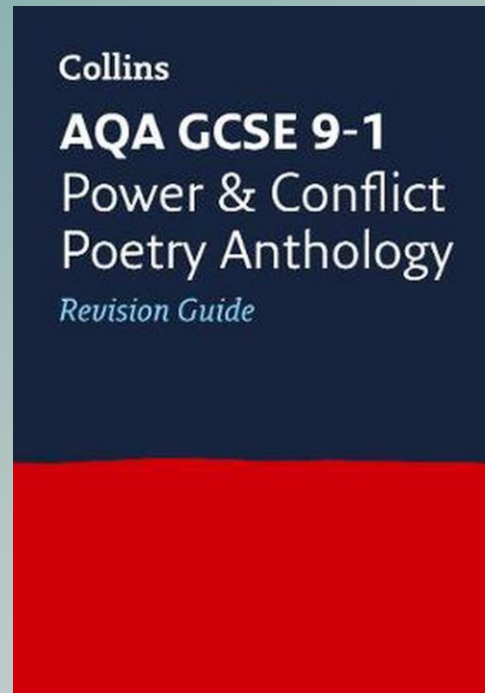


# English



Revision guides for the Literature texts:

- A Christmas Carol
- Power & Conflict poetry
- Romeo & Juliet
- An Inspector Calls (Year 11)





# English

# Placemats

## GCSE ENGLISH LANGUAGE—PAPER 1: EXPLORATIONS IN CREATIVE READING AND WRITING (FICTION)

1 hour 45 minutes

- 80 marks
- 40 marks for reading
- 40 marks for writing

**QUESTION 1**  
4 Marks  
List 4 things about...  
SPEND 4 MINUTES

Will be directed to a certain part of the text.

Highlight the key focus of the question.

You can use direct quotes.

Simple question- do not over-complicate!

**QUESTION 2**

8 Marks

How does the writer use language...?  
SPEND 13 MINUTES

**Point**—The writer uses (language technique) to (link to the question) ...

**Evidence & Explore**—The description of '...' creates the impression that....

**Develop** (analyse with an extra 1-2 sentences)

This (language technique) not only... but...

The writer reinforces this image with...

The use of (language technique) implies...

Furthermore, the writer describes..., which...

AND REPEAT ONE MORE TIME

Use language terminology:

simile, metaphor, personification, imagery, dramatic language, hyperbole / exaggeration, dramatic verbs, adjectives, list, repetition, word choice, phrase, short sentence, complex sentence, rhetorical question, asyndeton

**QUESTION 3**

8 Marks

How does the writer structure their writing to interest you...?  
SPEND 13 MINUTES

**Point**—At the beginning / as the text develops / at the end of the extract, the writer focuses on...

**Example of structural feature**—By using (structural feature), the writer...

**Effect**: This interests the reader because...

AND REPEAT TWO MORE TIMES

Structural features:

Change of focus, setting, introduction of new character, change of perspective, foreshadowing, flashback, time, change of pace, dialogue, turning point, key sentence to change mood, zooming in on one aspect, cyclical structure, cliffhanger

**QUESTION 4**

20 Marks

Someone has said...about this text.  
To what extent do you agree?  
SPEND 20 MINUTES

**Point** -I agree/disagree... with the statement, because ...

**Evidence & Explore**—In the text, the writer uses / describes '...' which implies ...

**Develop**—This gives me the impression that ...

The writer has used (language technique / structural feature) to create a sense of / to give the reader the feeling that ..

**Furthermore** - Furthermore, ... which supports my point as...

AND REPEAT TWO MORE TIMES

Different words to infer:

suggests, reveals, implies, illustrates, creates the sense, gives the impression

For this question, you can refer to the language and structural features from question 2 & 3 to analyse the writer's methods. However, your answer must be clearly focused on the question.

You can agree and disagree with the statement in your response, as long as you support your points and analyse the writer's methods.

**QUESTION 5**

40 Marks (24 marks for ideas/16 marks for accuracy)  
Creative writing:

Write a description/story as suggested by this picture...  
SPEND 45 MINUTES (5 MINUTES PLANNING)

**Creative writing techniques:**

Lots of adjectives to paint a picture of the scene

A range of ambitious and descriptive vocabulary

Similes and metaphors—Inventive comparisons!

Use the senses: taste, touch, smell, visual imagery, sounds

A range of sentence types:

Complex sentences to build detail and description

Short sentences for effect

Lists of 3 to build descriptive detail

**5 PART STRUCTURE**

1. Start with an overview of the scene. Describe the time of day and the weather. Talk about what you can see, hear and smell.

From afar, ... / All around was... / The sky... / The air was filled with ...

2. Zoom in on a person, group of people or object. You could describe where they are, what they are doing, describe their appearance

Looking closer ... / Beside the ... was... / The next moment... / Gradually, ...

3. Zoom in further on one particular person or object. Again focus on appearance, movements—aim to describe in close detail to really build an image.

As ... , ... / In front of the ... / Not far from the ... was ...

4. Shift the focus to a different person, group of people or object. Keep on describing in close detail, building imagery.

In the distance, ... / Further along the ... / Another ... , this time ...

5. Zoom back out on to the scene as a whole but change something—this could be the time of day or the weather. Make reference to something from the opening paragraph.

Just then... / Suddenly ... / A little later... / The next moment...

**Ways to start a sentence:**

- Adverb: Gradually, ... / Suddenly, ...
- Conjunction: As ... , ... / While ... , ... / Despite the ... , ... / Although ... , ...
- Preposition: From afar, ... / Beside ... / Underneath ...
- Adjective: Tiny / Numerous / Exorable
- Complex sentences: Not only ... , but ... / As well as ... , also ...

**Extend sentences with semi-colons:**

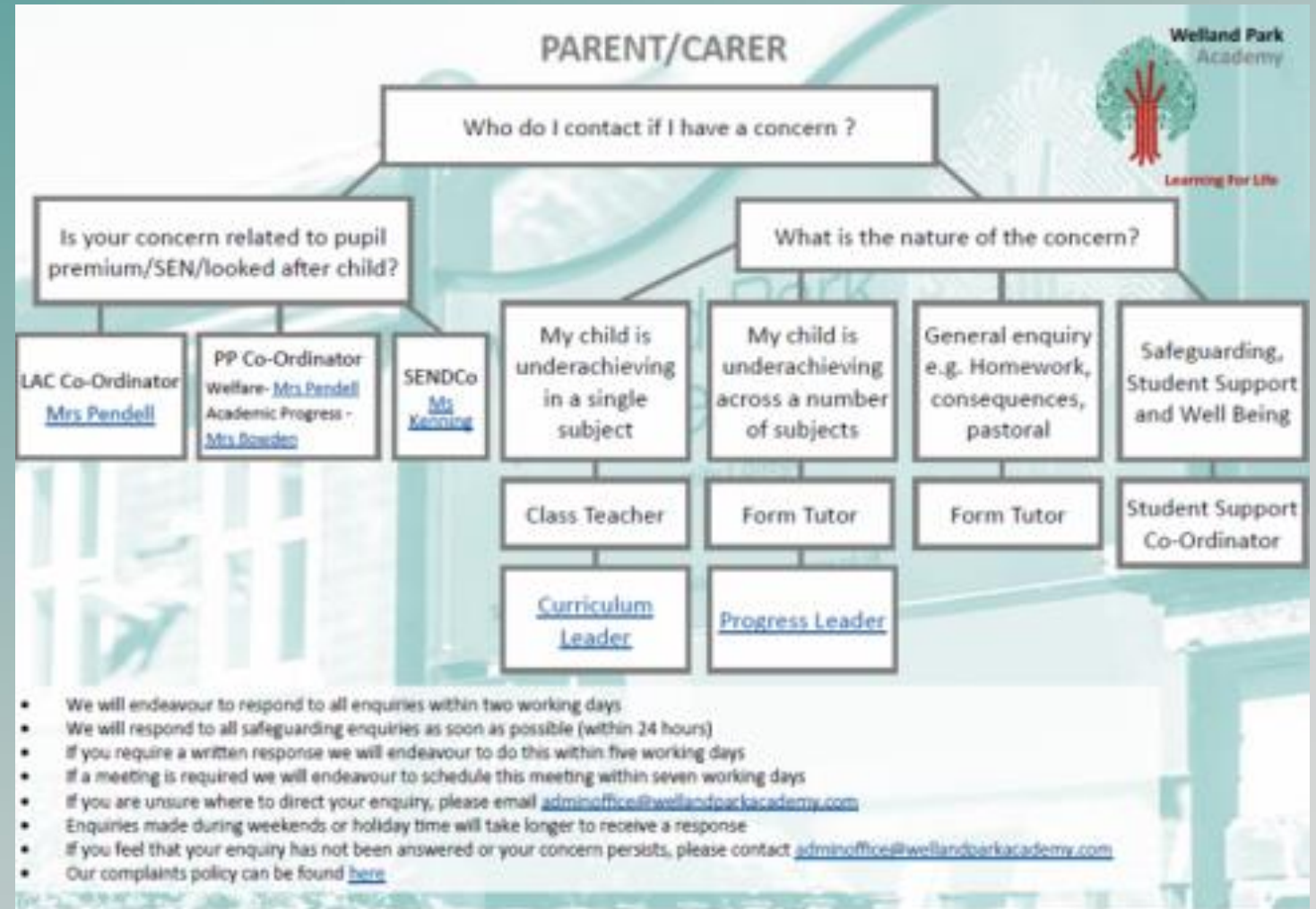
... ; however, ... / ... ; in deed, ... / ... ; in fact, ...

**Extend sentences:**

... and ... / ... but ... / ... as ...  
... even though ... / ... in spite of ...  
... creating / making / forming / causing ...




# Support



<https://www.wellandparkacademy.co.uk/safeguardingandwellbeingforparents>

# How to revise



# Summer opportunity



# Welland Eco Wardrobe



Do you have a vision for your Prom dress or suit? Before you go shopping, remember to check out the Eco Wardrobe. We currently have over 300 dresses and 60 suits in a range of sizes – many of them brand new – to either hire or purchase. We also have a large selection of shoes, bags and ties. For Prom 2024, 15 Year 11 students wore an outfit from the Welland Eco Wardrobe.

